

1 Running head: The Onset of Gestural Communication

2 Word count: 5744

3 Number of text pages: 25

4 Order of Authors: Christel Schneider; Josep Call; Katja Liebal

5 **Title: The Onset and Early Use of Gestural Communication in Nonhuman Great**

6 **Apes**

7

8

9 **ABSTRACT**

10 The early gesturing of six bonobos, eight chimpanzees, three gorillas, and eight
11 orangutans was systematically documented using *focal animal sampling*. Apes' were
12 observed during their first 20 months of life in an effort to investigate; i) the onset of
13 gesturing; ii) the order in which signals of different sensory modalities appear; iii) the
14 extent to which infants make use of these modalities in their early signaling; and, iv) the
15 behavioral contexts where signals are employed. Orangutans differed in important
16 gestural characteristics to African ape species. Most notably, they showed the latest
17 gestural onset and were more likely to use their early signals in food-related
18 interactions. Tactile and visual signals appeared similarly early across all four species.
19 In African apes, however, visual signaling gained prominence over time, while tactile
20 signaling decreased. The current findings suggest that motor ability, which encourages
21 independence from caregivers, is an important antecedent, among others, in gestural
22 onset and development, a finding which warrants further investigation.

23

24 **Key words: gesture; onset; bonobo; chimpanzee; gorilla; orangutan**

25

26 INTRODUCTION

27 Gesturing is integral to human communication and plays a vital role in
28 children's early language, cognitive and social development [Bates et al., 1979; Capone
29 & McGregor, 2004; Crais, 2007; Goldin-Meadow, 1999; Gullberg et al., 2008; Kendon,
30 1988; McNeill, 1992; Tellier, 2009]. To further our understanding in this area of
31 nonvocal communication, researchers are turning their attention to the gestural behavior
32 of our closest living relatives, the nonhuman great apes [e.g., Call & Tomasello, 2007b;
33 Cartmill, 2008; Genty et al., 2009; Genty & Byrne, 2010; Liebal et al., 2006; Pika et al.,
34 2003, 2005b; Pollick, 2006; Tanner, 2004]. Doing so helps us to shed light on the roots
35 of human language and to identify traits that are shared or are unique to a species.

36 All four nonhuman great ape species (bonobo, chimpanzee, gorilla, and
37 orangutan) use gestures to communicate with their conspecifics. To qualify as a
38 gesture, the signal has to be directed towards a social partner, and the sender needs to
39 show anticipatory behavior of a response [Call & Tomasello, 2007b]. Through moving
40 limbs, head, or the whole body, apes demonstrate a pursuit of a goal with their
41 signaling, as well as an understanding of the signal's potential influence within a given
42 context [Call & Tomasello, 2007b]. A variety of gesture types in the tactile, visual, and
43 auditory sensory domains have been reported – although across all four species it is the
44 tactile and visual that are the more dominant [Tomasello et al., 1997; van Lawick-
45 Goodall, 1967]. Auditory gestures have been observed less in the African species and
46 not at all in orangutans [Liebal et al., 2006; Pika et al., 2005a]. The majority of gestures
47 initiate or announce a forthcoming action [Call & Tomasello, 2007b; cf., Schneider et
48 al., 2010] and are adapted to a number of different behavioral contexts, most notably

49 play in African species and food-related interactions in orangutans [Call & Tomasello,
50 2007a].

51 Most of what we know about the communicative abilities of our closest living
52 relatives derives from studies on subadult and adult individuals. Little attention has
53 been paid to the emergence and early characteristics of their signaling, and, hence, the
54 period of infancy is still poorly understood. Plooij [1978, 1984] has been the only
55 researcher to date to systematically study the onset and early use of gestural signaling.
56 Observing six feral mother-infant chimpanzee dyads with infants' ranging from 0 – 30
57 months, he found first gestures to appear around nine months of age. Only *ad hoc*
58 observations on the gestural onset exist in other ape species. Bard [1988, 1992]
59 observed free-ranging orangutans and their gesturing in food-sharing contexts within
60 mother-infant dyads. Five infants (aged one month to five years) were followed for
61 nine consecutive months. The author reported gestures from two years on – note,
62 however, there were no infants observed between 11 months and two years of age.
63 Liebal et al. [2006], while studying gestural communication in a predominant adult
64 group of captive orangutans, reported gesturing in an 11-month-old infant. Finally, Pika
65 et al. [2003, 2005b] observed a single bonobo, aged 13 months, and two gorillas, aged
66 16 and 20 months, employ gestures in their social interactions. The authors concluded
67 that the ability to communicate via gestures was fully developed in captive bonobos and
68 gorillas between one and two years of life. Collectively, these observations suggest that
69 gestural behavior emerges in all ape species between 1 – 1.5 years of age.

70 The onset of gestural communication is of particular interest with respect to the
71 varying life histories (i.e., the time-frame for important ontogenetic markers that
72 characterise a course of life) of nonhuman apes. Although all great apes share slow life

73 histories and long periods of dependent offspring when compared to other primates
74 [Read & Harvey, 1989; Kelley, 1997]; research suggests developmental rates still differ
75 among species. This is particularly true for orangutans and gorillas who straddle the
76 performance of bonobos and chimpanzees. Orangutans are thought to be the slowest
77 among all apes to reach their ontogenetic markers, e.g., gestation duration, weaning age,
78 interbirth interval [Wich et al., 2004, 2009] and gorillas the fastest, showing the shortest
79 infancy and juvenile stages [Bogin, 1999; Horwich, 1989; Watts & Pusey, 2002; Wich
80 et al., 2009].

81 To date no comparative study has been carried out on the early gestural
82 interactions in all four nonhuman great ape species. This is surprising given that for
83 several decades authors have considered such an approach to be essential to our overall
84 understanding of communication and its evolutionary roots [Cheney & Seyfarth, 1990;
85 Marler, 1976; Plooi, 1979]. The current study addressed this shortcoming. We
86 performed a longitudinal, observational study of bonobos, chimpanzees, gorillas, and
87 orangutans and systematically documented their gesturing during the first 20 months of
88 life. More specifically, our aim was to investigate; i) when infants start to gesture; ii)
89 the order in which signals of each sensory modality (tactile, visual, auditory) appear; iii)
90 the extent to which infants make use of these modalities in their early signaling; and, iv)
91 the behavioral contexts where signals are employed. Given the varying life histories in
92 the four species, we expected the ages of gestural onset to differ; with gorillas showing
93 the earliest and orangutans the latest onset across species. Onset differences were not
94 expected in the two genus *Pan* species. Finally, no predictions were made concerning
95 infants early use of signal modalities or the behavioral contexts where signals were
96 employed.

97 **METHODS**

98 The research adhered to the legal requirements of the countries in which it was
99 conducted, and to the principles of ‘Ethical Treatment of Non-Human Primates’, as
100 stated by the American Society of Primatologists.

101 **Subjects**

102 We observed six bonobos (*Pan paniscus*), eight chimpanzees (*Pan troglodytes*),
103 three gorillas (*Gorilla gorilla*), and eight orangutans (*Pongo pygmaeus*), ranging
104 between one and 20 months of age. They were born in captivity and lived in socially
105 housed groups in six European zoos. All infants, except one, were reared by their
106 biological mothers. The orangutan Dayang was raised by a foster mother from the
107 group. The zoo facilities and their arrangements varied, but all enclosures contained
108 climbing as well as resting opportunities, and several enrichment materials were
109 provided (e.g., wood wool). The daily routines of the apes were not disrupted by the
110 present research. Table I presents the sex, date of birth, species, and zoo affiliation of
111 each infant.

112 -----
113 TABLE I
114 -----

115 **Observational procedure**

116 The first two authors and research assistants videotaped the observations
117 between July 2001 and August 2008. We observed each infant for four sessions per
118 month (four calendar weeks) using *focal animal sampling* [Altmann, 1974]. A session
119 lasted five minutes and was undertaken either once every week or twice every second
120 week. This resulted in 20 minutes of video footage per individual per month. The time

121 of observations varied throughout the day (between 8:30 a.m. and 7 p.m.), with sessions
122 for every subject distributed across the apes' diurnal activity. Infants were followed for
123 a minimum of four consecutive months and a maximum of 20, i.e., the total observation
124 time per infant ranged between 1.33 and 6.67 hours. On average, we observed each
125 species for 27 hours. Table II presents detailed information of the protocol for
126 observations and the analyses in which infants were included.

127 -----
128 TABLE II
129 -----
130

131 **Operational definitions and coding procedure**

132 Our operational definition of communication was adopted from Kimura [1993,
133 p. 3] and refers to "... the behaviors by which one member of a species conveys
134 information to another member of the species". We thereby focused on nonvocal
135 signals that served to achieve a social goal and aimed to change the immediate behavior
136 of the recipient. A gesture constituted the sender directing a motoric action (using head,
137 limb, or body movements) toward a recipient with anticipation of a reaction [adopted
138 from Call & Tomasello, 2007b; Wetherby et al., 1988]. The senders' action was
139 accompanied by orienting their body towards the recipient, gazing at them (before,
140 during or after signal) or by physical contact with them. The senders' anticipation of a
141 reaction was evidenced by gaze alignment, waiting, or persisting in the communicative
142 interaction [Bates et al., 1975; Bruner, 1981; Tomasello et al., 1994]. This definition
143 excludes simple mechanical actions produced to complete a desired outcome without
144 leaving the recipient the choice of action, e.g., to relocate another individual by
145 applying physical force [Call & Tomasello, 2007b]. Gestures were clustered into three
146 sensory categories [Tomasello et al., 1997]: tactile (signals were transferred by sharing

147 body contact with recipient, e.g., nudging), visual (signals were realised over distance
148 via particular body movements or postures, e.g., arm raising), and auditory (signals
149 were transmitted via an acoustic yet nonvocal sound, e.g., chest beating). If a gesture
150 incorporated more than one sensory mode, the tactile or auditory category was assigned
151 rather than visual, i.e., these gestures could be perceived even if the recipient was not
152 visually attending to them [Liebal, 2004].

153 For analysis, we played the footage through media player software and recorded
154 the coding in a spreadsheet application. The applied coding scheme was based upon
155 Tomasello et al. [1985] and Liebal et al. [2006], but was further adapted in respect to
156 the current research objectives. For each gesture, we gathered the following
157 information: sex of sender, sex and age-class (infant: 0 – 2.5 years; juvenile: 2.6 – 5
158 years; subadult: 6 – 9 years; adult: \geq 10 years) of recipient, gesture modality (tactile,
159 visual, and auditory), gesture type, and behavioral context as judged by the available
160 pre- and post information that accompanied the senders' signal. Table III presents
161 detailed descriptions of gesture types identified and the behavioral contexts in which
162 they were observed.

163 -----
164 TABLE III
165 -----

166 **Interobserver reliability and analysis**

167 The first author coded all video footage. To ensure reliability, 20% of the data
168 were randomly chosen and coded by a naïve second person. We used Cohen's Kappa to
169 measure the degree of concordance between the two observers for gesture modality,
170 type, and behavioral context [Altman, 1991]. The resulting Kappa values 0.89 (for

171 modality), 0.84 (type), and 0.79 (context), according to Altman [1991] equate to a
172 “good” and “very good” level of agreement.

173 To analyze the order in which signal modalities appeared, we used a ranking
174 procedure. We assigned the ranks 1 – 3 to African apes (with “1” being the earliest and
175 “3” the latest), and ranks 1 and 2 to orangutans (since they displayed no auditory
176 signals). This also ensured that infants who had not displayed gestures in all possible
177 modalities were incorporated in the analysis. If an African infant only showed a single
178 sensory domain while being observed, we assigned the unseen modalities tied ranks.
179 For example, the gorilla Shaila (observed between 2 – 10 months) showed visual but no
180 tactile or auditory signals. We ranked her as follows: visual = 1, tactile and auditory =
181 2.5.

182 We used nonparametric tests for analyses. The Friedman and Wilcoxon tests
183 compared dependant samples, while the Kruskal-Wallis and Mann-Whitney U-tests
184 compared independent groups [Siegel & Castellan, 1988]. All *P*-values were two-tailed
185 and a null hypothesis was rejected at an alpha-level of 5%. As sample sizes were small,
186 we reported exact significances [Mundry & Fischer, 1998]. Moreover, we reported
187 effect sizes (using Pearson’s correlation coefficient *r*) for the Wilcoxon and Mann-
188 Whitney U-tests [Field, 2005]. An effect size of .10 represents a small effect, .30 a
189 medium effect, and .50 a large effect [Cohen, 1988].

190 Sample sizes differed for particular analyses (see Table II); more detailed
191 information about these variations, and their rationale, is given in each respective results
192 subsection. The median was the chosen form of central tendency unless otherwise
193 stated.

194 **RESULTS**195 **Overview of gestures**

196 We identified twenty-seven gesture types (10 tactile, 12 visual, and 5 auditory)
197 incorporating 298 gestures across all four ape species. No orangutan utilized any
198 auditory signal. Since the auditory mode has also not been observed in older orangutans
199 [Liebal et al., 2006; Pika et al., 2005a], we did not include this species in any analyses
200 considering this domain. One out of the eight orangutans, Maia, observed from two to
201 eight months, did not show any signals. Table IV presents the number of gesture types
202 observed (and their overall occurrences) per sensory modality and species.

203 -----
204 TABLE IV
205 -----

206
207 **Gestural onset**

208 To determine the gestural onset, we considered only subjects observed for at
209 least two consecutive months prior to their potential first gesture. This subsample
210 included 19 subjects (three bonobos, seven chimpanzees, three gorillas, six orangutans;
211 see Table II).

212 Fig. 1 presents the age of each infant when their first gesture appeared
213 (irrespective of sensory modality). We found differences between species (Kruskal-
214 Wallis test: $H(3) = 10.59$, $P = 0.004$; $N = 19$). *Post hoc* examinations yielded a
215 significant delayed onset in orangutans when compared with the three African ape
216 species (Mann-Whitney U-tests: gorilla, $U = 0$, $P = 0.012$, $r = -.80$; chimpanzee, $U = 4$,
217 $P = 0.012$, $r = -.69$; bonobo, $U = 0.5$, $P = 0.024$, $r = -.75$). The three African species
218 displayed, however, their first gesture at a similar age (bonobo versus chimpanzee: $U =$
219 6.5 , $P = 0.467$, $r = -.30$; chimpanzee versus gorilla: $U = 9$, $P = 0.800$, $r = -.11$; bonobo

220 versus gorilla: $U = 0$, $P = 0.100$, $r = -.87$, note in this last comparison the small sample
221 sizes for both species and high effect size).

222 -----
223 FIGURE 1
224 -----

225 **Emergence of tactile, visual and auditory gesturing**

226 Fig. 2 shows detailed information about the age at which gestures of each
227 sensory modality (tactile, visual, and auditory) were first observed in the 19 infants who
228 qualified for the onset analysis. By conducting the ranking procedure, we observed that
229 the ranks at which the tactile and visual modality appeared were similar in all species (N
230 $= 19$; tactile: $H(3) = 0.63$, $P = 0.921$; visual: $H(3) = 1.6$, $P = 0.676$). Auditory gestures
231 (considering only the African species) also emerged at similar positions in our ranking
232 system ($H(2) = 3.05$, $P = 0.266$; $N = 13$).

233 For African apes, some gesture modalities appeared earlier than others
234 (Friedman test: $\chi^2(2) = 14.94$, $P < 0.001$; $N = 13$). *Post hoc* testing revealed that
235 auditory signals were produced significantly later than both tactile (Wilcoxon test: $T =$
236 0 , $P < 0.001$, $r = -.61$) and visual signals ($T = 3$, $P = 0.006$, $r = -.53$). The order that the
237 tactile and visual modalities appeared was similar ($T = 21$, $P = 0.339$, $r = -.22$). This
238 result was confirmed when orangutans were added to the analysis ($T = 53$, $P = 0.450$, r
239 $= -.13$; $N = 19$).

240 -----
241 FIGURE 2
242 -----
243

244 **Use of gestures over time**245 *Sensory modality*

246 To explore the role of sensory modality in the production of gestures over time
247 (regardless of the respective signal types), we divided the observation period, of 9
248 months (the earliest median onset age for any species) to 20 months, into two time
249 periods; 9 – 14 months inclusive and 15 – 20 months inclusive. Here, we considered
250 only those individuals who were observed for at least one month in each time-block.

251 Since the three African species were similar in the order in which they first
252 displayed all three sensory modalities (tactile and visual together, auditory significantly
253 later), we compared them collectively over the two time-periods. Orangutans, who did
254 not start gesturing until a median age of 15 months, could only be considered in the
255 latter period 15 – 20 months. We contrasted their performances with those of African
256 apes in the earlier 9 – 14 months period. Overall these analyses incorporated six
257 orangutans and 15 African apes (six bonobos, seven chimpanzees, two gorillas; see
258 Table II).

259 Fig. 3 presents the mean percentages of signals used in each domain for African
260 apes and orangutans over the specified time periods. In African apes the proportion of
261 visual signals that were displayed increased significantly over the two periods ($T = 25$,
262 $P = 0.047$, $r = -.36$), while tactile gesturing significantly decreased ($T = 23$, $P = 0.035$, r
263 $= -.38$). For the auditory domain, we found a trend for an increase ($T = 3$, $P = 0.078$, $r =$
264 $-.34$).

265 Between 15 and 20 months of life, orangutans displayed a similar percentage of
266 tactile ($U = 38.5$, $P = 0.631$, $r = -.11$) and visual signals ($U = 42$, $P = 0.834$, $r = -.05$) to
267 that of African apes between 9 and 14 months (Fig. 3).

268
269 -----
270 FIGURE 3
271 -----
272

273 *Behavioral context*

274 We focused on the three main behavioral contexts in which infants employed
275 their gestures: play, ingestion, and affiliation. Single cases of additional contexts -
276 access, agonism, sexual, and locomotion - were assigned to the category “other”.

277 As described above, African apes were compared across the two time periods,
278 while orangutans (15 – 20 months) were contrasted with the early performance of
279 African apes (9 – 14 months). Fig. 4 presents the mean percentages of signals
280 employed in the behavioral contexts observed for African apes and orangutans.

281 African apes did not reveal any significant context differences over time (play: T
282 = 29, $P = 0.273$, $r = -.21$; ingestion: $T = 13$, $P = 0.160$, $r = -.27$), although we found a
283 clear trend for a lower percentage of affiliation-related signals in slightly older apes ($T =$
284 11, $P = 0.054$, $r = -.36$). Within each time-block, however, more signals were
285 proportionally produced in certain contexts (9 – 14 months: $\chi^2(3) = 12.34$, $P = 0.004$; 15
286 – 20 months: $\chi^2(3) = 20.88$, $P < 0.001$). *Post hoc* testing revealed that infants produced
287 a significantly greater percentage of signals in the play context than in the ingestion ($T =$
288 5, $P = 0.039$, $r = -.38$) and than in “other” contexts ($T = 0$, $P = 0.002$, $r = -.52$) between
289 9 and 14 months. The proportion of play- and affiliation-related gestures that were
290 shown did not differ ($T = 21.5$, $P = 0.318$, $r = -.19$). Between 15 and 20 months of life,
291 signals were significantly more likely to be produced in play encounters than in any
292 other context (ingestion: $T = 15$, $P = 0.016$, $r = -.43$; affiliation: $T = 3$, $P = 0.001$, $r = -$
293 .57; “other”: $T = 5$, $P = 0.001$, $r = -.57$).

294

295
296
297
298
299

FIGURE 4

300 Orangutans, in the 15 – 20 month period showed a greater percentage of food-
301 related signals than African apes in the 9 – 14 month period ($U = 16$, $P = 0.018$, $r = -$
302 .51). No differences were detected for the play ($U = 42$, $P = 0.834$, $r = -.05$) and
303 affiliation context ($U = 40$, $P = 0.713$, $r = -.09$; Fig. 4).

304 **DISCUSSION**

305 In the present study we captured the onset of gestural communication in all four
306 nonhuman great ape species. Orangutans started gesturing at least four months later
307 than African apes, and, as previous research has also demonstrated [see Call &
308 Tomasello, 2007a], did not show any auditory gestures. While African apes made use
309 of all three signal modalities (tactile, visual, and auditory), auditory signals were only
310 employed after the onset of tactile and visual. In their first six months of gesturing, the
311 African species and orangutans displayed comparable proportions of tactile and visual
312 signals. African apes, however, showed an increase of visual signals at the expense of
313 tactile gestures with age. In terms of the behavioral contexts in which signals were
314 employed, orangutans showed proportionally more food-related signals than African
315 ape infants in their first six months of gesturing.

316 Regarding the gestural onset in chimpanzees, our data are largely consistent with
317 Plooij's [1978, 1984] systematic observation of wild conspecifics. Plooij observed the
318 first gestures around nine months, while in our sample the median age was 10 months
319 for chimpanzees. Compared with the African species, orangutans were the slowest to
320 start gesturing. This finding supports our prediction that Asian apes would differ in
321 their onset ages from other species as they are the slowest among all apes to reach their
322 ontogenetic markers (e.g., weaning age) [Wich et al., 2004, 2009]. Our data also
323 partially support the prediction that gorillas would be the fastest to gesture. Gorillas
324 showed a possible accelerated onset when compared to bonobos, but not to chimpanzees
325 [see Pika et al., 2003 for similar observations in gorillas]. This coincides with our
326 knowledge of gorilla's expedited developmental trajectory [Bogin, 1999; Horwich,

327 1989; Watts & Pusey, 2002; Wich et al., 2009]. However, further research with larger
328 sample sizes is needed to further verify this conclusion.

329 We propose that infant's motility played an important part in the recognized
330 differences in gesturing development between the African ape species and orangutans.
331 Congruent with this premise was the fact that distal (i.e., visual) gesturing increased
332 over time at the expense of tactile signals in African apes. Tactile gestures appeared to
333 be more important to the infant when they were still bodily close to the mother or were
334 requesting 'comfort', but these were superseded by distal gestures as they matured and
335 gained independence. The trend for a proportional decline in affiliation-related signals
336 in these species (i.e., gestures that are used by infants to decrease distance from mother,
337 such as *extend arm*), also supports the idea of a motility-gestural onset link. Further
338 evidence of the importance of motility comes from our qualitative observations. Infants
339 with less-advanced locomotion (hence, higher rates of close-body contact with their
340 mother) displayed a slower gestural onset. Typically we observed this in orangutans
341 [see also Horwich, 1989; cf., Miller & Nadler, 1981]; but also elsewhere. For example,
342 one female chimpanzee (Kara) showed the latest gestural onset among her conspecifics
343 (15 months versus 10 months median onset age in chimpanzees) and was observed to be
344 the least independent from the mother.

345 As it has been hypothesized in human infants, the onset of locomotion has far-
346 reaching implications on the maturation of the perceptual system and cognitive
347 development in general [see Campos et al., 2000 for a review]. Moreover, it has been
348 proposed that the development of independent locomotion is intimately linked with the
349 emerging ability for social referencing within the mother-infant dyad [Bertenthal &
350 Campos, 1990; Rochat, 2004]. When starting to crawl, for example, infants use their

351 mother's emotional reaction as an information source in potentially dangerous situations
352 [Bertenthal & Campos, 1990]. Social referencing might, therefore, serve as the
353 connection between an infant's caregiver (who provides security) and the exploration of
354 the environment [Rochat, 2004]. We propose that further examining whether the
355 emergence of gestures is temporally associated with the onset of independent
356 locomotion, will enhance our knowledge of the processes involved in gestural
357 acquisition for human and other ape species.

358 In regard to the behavioral contexts in which signals were employed in their first
359 six months of gesturing, orangutans displayed a considerable higher proportion of
360 signals in food-related interactions than African apes. Similar contextual patterns have
361 been previously observed in older subjects [Call & Tomasello, 2007a]. An explanation
362 for this might be that African apes beg less for food as their mothers are more likely to
363 share. Recent studies seem to indicate that bonobos, for example, are more tolerant and
364 cooperative than other apes when it comes to food access and distribution [Hare et al.,
365 2007; Wobber et al., 2010; cf., Jaeggi et al., 2010].

366 Despite the different developmental trajectories of tactile and visual signals, both
367 emerged close in time and were shown in similar proportions in the first six months of
368 gesturing for all four species. These findings emphasize the importance of visual
369 signaling in the apes' early life and thereby challenge the view that tactile signals are
370 dominant in youngsters – as previously proposed for chimpanzees [Tomasello &
371 Camioni, 1997]. Our data indicate a similar early manifestation of visual gestures (and
372 arguably underlying cognitive capacities) to that of human infants [see Crais, 2007]. In
373 regard to the visual domain, differing results have been reported in monkeys.
374 Grigor'eva and Deryagina [1987], who examined the early gestural communication in

375 stump-tailed macaques (*Macaca arctoides*) and hamadryas baboons (*Papio hamadryas*),
376 found that visual gestures appeared later than tactile gestures in their ontogeny, in fact,
377 in the early stages visual gestures were virtually nonexistent. Overall, therefore, signals
378 of the visual domain might have gained phylogenetic importance in human and
379 nonhuman great ape species but not in monkeys.

380 Although the present research is the largest explorative study on ape infants'
381 communication skills conducted to date, the data had various limitations. Most
382 importantly, sample sizes were small. Time constraints and other logistical obstacles
383 also meant that overall observation times for each species were limited, and individual
384 observation times varied (i.e., infants were observed for differing time periods during
385 their first 20 months). As a consequence, it was only possible to incorporate
386 subsamples in the analyses (e.g., only 19 of 25 subjects were included in onset-
387 analysis). Follow-up studies incorporating larger sample sizes and increased
388 observation times per individual could help strengthen the generalisability of our
389 findings.

390 In our exploration of apes' gestural beginnings, we found orangutans to differ
391 markedly from African apes. Most notably, and in accordance with their proposed slow
392 life history, orangutans were the slowest in gestural onset when compared with the
393 African species. However, there were also similarities. Comparable to humans, and
394 unlike monkeys, early gestures in all ape species were likely to be visual or tactile. This
395 may indicate the phylogenetic importance of the visual channel in early communication
396 in human and nonhuman ape species. It is suggested that motility is an important
397 ontogenetic antecedent embroiled in gestural acquisition and its development. The

398 extent that this may be the case is one of the intriguing questions this research has raised
399 and should be further explored.

400

401

402 **ACKNOWLEDGEMENTS**

403 We are especially grateful to Apenheul and Burgers' Zoo (Holland), Dierenpark
404 Planckendael (Belgium), Leipzig Zoo, Berlin Zoo, and Allwetterzoo Muenster
405 (Germany) for their support and friendliness. We kindly thank M. Chase, E. Chase and
406 H. Gretscher for fruitful discussions and comments on earlier drafts of this manuscript.
407 This study was part of the interdisciplinary research project "*Towards a grammar of*
408 *gesture*" which was funded by the Volkswagen Foundation (Hannover, Germany).

409 **REFERENCES**

- 410 Altman DG. 1991. Practical statistics for medical research. London: Chapman & Hall.
- 411 Altmann J. 1974. Observational study of behavior: sampling methods. Behaviour
412 49:227-267.
- 413 Bard KA. 1988. Behavioral development in young orangutans: Ontogeny of object
414 manipulation, arboreal behavior, and food sharing. Ann Arbor: UMI.
- 415 Bard KA. 1992. Intentional behavior and intentional communication in young free-
416 ranging orangutans. Child Development 63:1186-1197.
- 417 Bates E, Benigni L, Bretherton I, Camaioni L, Volterra V. 1979. The emergence of
418 symbols: cognition and communication in infancy. New York: Academic Press.
- 419 Bates E, Camaioni L, Volterra V. 1975. The acquisition of performatives prior to
420 speech. Merrill-Palmer Quarterly 21:205-226.
- 421 Bertenthal BI, Campos JJ. 1990. A systems approach to the organizing effects of self-
422 produced locomotion during infancy. In: Rovee-Collier C, Lipsitt LP, editors.
423 Advances in infancy research (Vol. 6). Norwood, New Jersey: Ablex. p 1-60.
- 424 Bogin B. 1999. Evolutionary perspective on human growth. Annual Review of
425 Anthropology 28:109-153.
- 426 Bruner JS. 1981. Intention in the structure of action and interaction. In: Lipsitt L, editor.
427 Advances in infancy research (Vol. 1). Norwood, New Jersey: Ablex. p 41-56.
- 428 Call J, Tomasello M. 2007a. Comparing the gestures of apes and monkeys. In: Call J,
429 Tomasello M, editors. The gestural communication of apes and monkeys. New
430 Jersey: Lawrence Erlbaum Associates, Publishers. p 197-220.
- 431 Call J, Tomasello M. 2007b. The gestural communication of apes and monkeys. New
432 Jersey: Lawrence Erlbaum Associates, Publishers.

- 433 Campos JJ, Anderson DI, Barbu-Roth MA, Hubbard EM, Hertenstein MJ, Witherington
434 D. 2000. Travel broadens the mind. *Infancy* 1:149-219.
- 435 Capone NC, McGregor KM. 2004. Gesture Development: A review for clinical and
436 research practices. *Journal of Speech, Language, and Hearing Research* 47:173-
437 186.
- 438 Cartmill EA. 2008. Gestural communication in orangutans (*Pongo pygmaeus* and
439 *Pongo abelii*): A cognitive approach. St. Andrews: University of St. Andrews.
- 440 Cheney DL, Seyfarth RM. 1990. How monkeys see the world. Chicago: University of
441 Chicago Press.
- 442 Cohen J. 1988. Statistical power analysis for the behavioural sciences (2nd edition). New
443 York: Academic Press.
- 444 Crais E. 2007. Gesture development from an interactionist perspective. In: Paul R,
445 editor. *Language disorders from a developmental perspective: Essays in honor of*
446 *Robin S. Chapman*. Manwah, New Jersey: Lawrence Erlbaum Associates. p
447 141-162.
- 448 Field A. 2005. *Discovering statistics using SPSS* (2nd edition). London: Sage
449 Publications.
- 450 Genty E, Breuer T, Hobaiter C, Byrne RW. 2009. Gestural communication of the gorilla
451 (*Gorilla gorilla*): Repertoire, intentionality and possible origins. *Animal*
452 *Cognition* 12:527-546.
- 453 Genty E, Byrne RW. 2010. Why do gorillas make sequences of gestures? *Animal*
454 *Cognition* 13:287-301.
- 455 Goldin-Meadow S. 1999. The role of gesture in communication and thinking. *Trends in*
456 *Cognitive Sciences* 3:419-429.

- 457 Grigor'eva OM, Deryagina MA. 1987. [Gestural forms of communication in primates:
458 I. Development of gestural communication in ontogeny and phylogeny.]
459 Biologitscheskije Nauki 1:45-50.
- 460 Gullberg M, de Bot K, Volterra V. 2008. Gestures and some key issues in the study of
461 language development. *Gesture* 8:149-179.
- 462 Hare B, Melis AP, Woods V, Hastings S, Wrangham R. 2007. Tolerance allows
463 bonobos to outperform chimpanzees on a cooperative task. *Current Biology*
464 17:619-623.
- 465 Horwich RH. 1989. Cyclic development of contact behavior in apes and humans.
466 *Primates* 30:269-279.
- 467 Jaeggi AV, Stevens JMG, van Schaik CP. 2010. Tolerant food sharing and reciprocity is
468 precluded by despotism among bonobos but not chimpanzees. *American Journal*
469 *of Physical Anthropology* 143:41-51.
- 470 Kelley J. 1997. Paleobiological and phylogenetic significance of life history in Miocene
471 hominoids. In: Begun DR, Ward CV, Rose MD, editors. *Function, phylogeny*
472 *and fossils: Miocene hominoid evolution and adaptations*. New York: Plenum
473 Press. p 173-208.
- 474 Kendon A. 1988. How gestures can become like words. In: Poyatos F, editor. *Cross-*
475 *cultural perspectives in nonverbal communication*. New York: C J Hogrefe. p
476 131-141.
- 477 Kimura D. 1993. *Neuromotor mechanisms in human communication*. Oxford: Oxford
478 University Press.
- 479 Liebal K. 2004. *Social communication in great apes*. Leipzig: Universität Leipzig.

- 480 Liebal K, Pika S, Tomasello M. 2006. Gestural communication of orangutans (*Pongo*
481 *pygmaeus*). *Gesture* 6:1-38.
- 482 Marler P. 1976. Social organization, communication and graded signals: The
483 chimpanzee and the gorilla. In: Bateson PPG, Hinde RA, editors. *Growing*
484 *points in ethology*. Cambridge: Cambridge University Press. p 239-280.
- 485 McNeill D. 1992. *Hand and mind: What gestures reveal about thought*. Chicago: The
486 University of Chicago Press.
- 487 Miller LC, Nadler RD. 1981. Mother-infant relations and infant development in captive
488 chimpanzees and orang-utans. *International Journal of Primatology* 2:247-261.
- 489 Mundry R, Fischer J. 1998. Use of statistical programs for nonparametric tests of small
490 samples often leads to incorrect P values: Examples from *Animal Behaviour*.
491 *Animal Behaviour* 56:256-259.
- 492 Pika S, Liebal K, Call J, Tomasello M. 2005a. The gestural communication of apes.
493 *Gesture* 5:39-54.
- 494 Pika S, Liebal K, Tomasello M. 2005b. Gestural communication in subadult bonobos
495 (*Pan paniscus*): Repertoire and use. *American Journal of Primatology* 65:39-61.
- 496 Pika S, Liebal K, Tomasello M. 2003. Gestural communication in young gorillas
497 (*Gorilla gorilla*): Gestural repertoire, learning, and use. *American Journal of*
498 *Primatology* 60:95-111.
- 499 Plooij FX. 1978. Some basic traits of language in wild chimpanzees? In: Lock A, editor.
500 *Action, gesture and symbol – The emergence of language*. London: Academic
501 Press. p 111-131.
- 502 Plooij FX. 1979. How wild chimpanzee babies trigger the onset of mother-infant play –
503 and what the mother makes of it. In: Bullowa M, editor. *Before speech: The*

- 504 beginning of interpersonal communication. London: Cambridge University
505 Press. p 223-243.
- 506 Plooij FX. 1984. The behavioral development of free-living chimpanzee babies and
507 infants. New Jersey: Ablex Publishing Corporation.
- 508 Pollick AS. 2006. Gestures and multimodal signaling in bonobos and chimpanzees.
509 Atlanta: Emory University.
- 510 Read AF, Harvey PH. 1989. Life history differences among the eutherian radiations.
511 Journal of Zoology. 219:329-353.
- 512 Rochat P. 2004. The infant's world. Cambridge, Massachusetts: Harvard University
513 Press.
- 514 Schneider C, Call J, Liebal K. 2010. Do bonobos say NO by shaking their head?
515 Primates 51:199-202.
- 516 Siegel S, Castellan NJ. 1988. Nonparametric statistics for the behavioral sciences (2nd
517 edition). New York: McGraw-Hill.
- 518 Tanner JE. 2004. Gestural phrases and gestural exchanges by a pair of zoo-living
519 lowland gorillas. Gesture 4:1-24.
- 520 Tellier M. 2009. The development of gesture. In: de Bot K, Schrauf RW, editors.
521 Language development over the lifespan. New York: Routledge. p 191-216.
- 522 Tomasello M, Call J, Nagell K, Olguin R, Carpenter M. 1994. The learning and use of
523 gestural signals by young chimpanzees: A trans-generational study. Primates
524 35:137-154.
- 525 Tomasello M, Call J, Warren J, Frost GT, Carpenter M, Nagell K. 1997. The ontogeny
526 of chimpanzee gestural signals: A comparison across groups and generations.
527 Evolution of Communication 1:223-259.

- 528 Tomasello M, Camaioni L. 1997. A comparison of the gestural communication of apes
529 and human infants. *Human Development* 40:7-24.
- 530 Tomasello M, George BL, Kruger AC, Farrar MJ, Evans A. 1985. The development of
531 gestural communication in young chimpanzees. *Journal of Human Evolution*
532 14:175-186.
- 533 van Lawick-Goodall J. 1967. Mother-offspring relationships in free-ranging
534 chimpanzees. In: Morris D, editor. *Primate ethology*. London: Weidenfeld and
535 Nicolson. p 287-346.
- 536 Watts DP, Pusey AE. 2002. Behavior of juvenile and adolescent great apes. In: Pereira
537 ME, Fairbanks LA, editors. *Juvenile primates – Life history, development, and*
538 *behavior*. Chicago: The University of Chicago Press. p 148-167.
- 539 Wetherby AM, Cain DH, Yonclas DG, Walker VG. 1988. Analysis of intentional
540 communication of normal children from the prelinguistic to the multiword stage.
541 *Journal of Speech and Hearing Research* 31:240-252.
- 542 Wich SA, de Vries H, Ancrenaz M, Perkins L, Shumaker RW, Suzuki A, van Schaik
543 CP. 2009. Orangutan life history variation. In: Wich SA, Utami-Atmoko SS,
544 Mitra Setia T, van Schaik CP, editors. *Orangutans – Geographic variation in*
545 *behavioral ecology and conservation*. Oxford: Oxford University Press. p 65-75.
- 546 Wich SA, Utami-Atmoko SS, Mitra Setia T, Rijksen HD, Schürmann C, van Hooff
547 JARAM, van Schaik CP. 2004. Life history of wild Sumatran orangutans
548 (*Pongo abelii*). *Journal of Human Evolution* 47:385-398.
- 549 Wobber V, Wrangham R, Hare B. 2010. Bonobos exhibit delayed development of
550 social behavior and cognition relative to chimpanzees. *Current Biology* 20:1-5.
- 551

552 TABLES

TABLE I. Infant characteristics

<i>Species</i>	<i>Infant</i>	<i>Sex</i>	<i>Date of Birth</i>	<i>Zoo</i>
Bonobo	Habari	Male	29/01/06	Dierenpark Planckendael (B)
	Hongo	Male	25/02/06	Dierenpark Planckendael (B)
	Kivu	Male	24/02/07	Berlin Zoo (D)
	Huenda	Female	06/07/06	Dierenpark Planckendael (B)
	Luiza	Female	27/01/05	Leipzig Zoo (D)
	Nayembi	Female	26/04/06	Apenheul (NL)
Chimpanzee	Gihneau	Male	29/12/05	Burgers' Zoo (NL)
	Kofi	Male	07/07/05	Leipzig Zoo (D)
	Lobo	Male	21/04/04	Leipzig Zoo (D)
	Lome	Male	11/08/01	Leipzig Zoo (D)
	Kara	Female	23/06/05	Leipzig Zoo (D)
	Mora [†]	Female	23/06/07	Leipzig Zoo (D)
	Nafia	Female	10/06/06	Allwetterzoo Münster (D)
	Tai	Female	12/08/02	Leipzig Zoo (D)
Gorilla	Kibara	Female	13/01/04	Leipzig Zoo (D)
	Louna	Female	13/07/06	Leipzig Zoo (D)
	Shaila	Female	25/12/06	Burgers' Zoo (NL)
Orangutan	Güsa	Male	09/06/06	Burgers' Zoo (NL)
	Ito	Male	26/12/06	Allwetterzoo Münster (D)
	Pagai	Male	06/12/03	Leipzig Zoo (D)
	Dayang [‡]	Female	01/12/05	Apenheul (NL)
	Kila	Female	02/06/00	Leipzig Zoo (D)
	Maia	Female	07/12/07	Leipzig Zoo (D)
	Merah	Female	27/03/06	Apenheul (NL)
	Raja	Female	26/09/03	Leipzig Zoo (D)

[†]Infant died after suffering a bone fracture during observations; [‡]Infant was rejected by her mother soon after birth and was raised by a foster mother.

553

554

555

TABLE II. Protocol for observations and analyses

<i>Species</i>	<i>Infant</i>	<i>Frequency of observation</i>	<i>Observation period (initial-final age, in months)</i>	<i>Total observation time in hours</i>	<i>Analyses considered</i>	
					<i>General & modality onset</i>	<i>Modality & context use over time</i>
Bonobo	Habari	Biweekly	13 – 20	2.7		✓
	Hongo	Biweekly	12 – 20	3		✓
	Kivu	Biweekly	2 – 20	6.3	✓	✓
	Huenda	Biweekly	7 – 16	3.3	✓	✓
	Luiza	Weekly	2 – 20	6.3	✓	✓
	Nayembi	Biweekly	12 – 19	2.2		✓
Chimpanzee	Gihneau	Biweekly	14 – 19	2		✓
	Kofi	Weekly	2 – 20	6.3	✓	✓
	Lobo	Weekly	1 – 20	6.7	✓	✓
	Lome	Weekly	2 – 20	6.3	✓	✓
	Kara	Weekly	2 – 20	6.3	✓	✓
	Mora	Weekly	1 – 11	3.7	✓	
	Nafia	Weekly	10 – 20	3.7	✓	✓
	Tai	Weekly	1 – 20	6.7	✓	✓
Gorilla	Kibara	Weekly	2 – 20	6.3	✓	✓
	Louna	Weekly	1 – 20	6.7	✓	✓
	Shaila	Biweekly	2 – 10	3	✓	
Orangutan	Güsa	Biweekly	8 – 13	2	✓	
	Ito	Weekly	3 – 20	6	✓	✓
	Pagai	Weekly	4 – 20	5.7	✓	✓
	Dayang	Biweekly	17 – 20	1.3		✓
	Kila	Weekly	16 – 19	1.3	✓	✓
	Maia	Weekly	2 – 8	2.3		
	Merah	Biweekly	13 – 20	2.7	✓	✓
	Raja	Weekly	6 – 19	4.7	✓	✓

556

557

558

TABLE III. Gesture types identified and behavioral contexts distinguished across the four ape species

<i>Coding category</i>	<i>Associated subcategories</i>	<i>Description</i>
Gesture type & Modality		
Tactile	Arm on	Finger(s), hand(s), arm(s) were placed on any body part of the recipient; possibly holding on to recipients' body
	Body beat	Repeated, consecutive hits (see "hit" description) executed with the same body part (i.e., hand(s), arm(s), or foot (feet))
	Formal bite	Gentle bite of recipients' body (executed with mouth)
	Gentle touch	Very gentle touch or hold of recipients' body with finger(s), or hand(s)
	Hit	Single and forceful hit of recipients' body with hand(s), arm(s), or foot (feet)
	Lip-lip touch	Touch recipients' mouth with one's own mouth
	Nudge	Brief movement towards recipients' body with single finger(s), hand, or foot; also kind of pinch
	Push	Exert pressure on recipients' body with hand(s), arm(s), or foot (feet)
	Rest head	Place one's own head on recipients' body
	Touch with genitals	Touch recipients' body with genital region
Visual	Arm raise	Lift arm(s) up in the air, approximately perpendicular to the ground
	Extend arm	Hold out one's hand(s), or arm(s) to recipient
	Hands around head	Lift arms up and place them around the head
	Head shake	Move head or head and upper part of body rhythmically or only once (either vertical or horizontal; included <i>nodding</i> and <i>bowing</i>)
	Lay back	Lay down on the ground and raise limbs in the air
	Move object	Move object (e.g., jute bag) on the ground
	Peer	Closely approach recipient and stare at its mouth or hands (while recipient is holding something of interest, e.g., food, or performing a certain action)
	Running back	Move backwards
	Shake	Shake limb(s) or whole body rhythmically; includes also kind of swinging around rope or bar
	Shake object	Wave object (e.g., rope) mainly with one's hand(s)
	Somersault	Turn a somersault on the ground
	Swagger	Move body rhythmically sidewise or back and forth while standing or sitting
Auditory	Beat object	Repeated, consecutive hits on ground, wall, or object (see "hit object" description) executed with the same body part (i.e., hand(s), arm(s), or foot (feet))
	Body slap	Single hit of one's own body (except chest region) with hand(s)
	Chest beat	Repeated hits with alternating hand(s) on one's own chest
	Foot stomp	Single and forceful step on the ground with one foot or both feet
	Hit object	Single and forceful hit on ground, wall, or object with hand(s), or arm(s)
Behavioral context		
	Access	Behavior related to the access of objects, such as offer access or prevent from access to an object
	Affiliation	Unaggressive approaches towards other individuals with the objective of decreasing distance and possibly establishing body contact), such as greeting events or requesting 'body closeness'
	Agonism	Aggressive behavior, possibly including physical contact, e.g., threatening or antagonistic encounters; also included less obvious aggressive behavior with the objective to increase distance between two individuals, such as displaying
	Ingestion	Behavior concerning food intake, e.g., begging behavior; includes solid and fluid food
	Playing	Behavior to initiate or continue social play interactions, e.g., wrestling, chasing, or rough-and-tumble play, often accompanied by play face expression
	Sexual	Behavior accompanying mating interaction, e.g., presenting genitals
	Locomotion	Behavior accompanying the locomotion in the enclosure, e.g., initiating locomotion after a period of rest

559

560

TABLE IV. Number of gesture types observed in the four ape species (in brackets: total number of occurrences)

<i>Species</i>	<i>Gesture types</i>			TOTAL
	tactile	visual	auditory	
Bonobo ($N = 6$)	4 (19)	9 (58)	2 (7)	15 (84)
Chimpanzee ($N = 8$)	5 (46)	10 (58)	2 (6)	17 (110)
Gorilla ($N = 3$)	3 (12)	5 (18)	4 (12)	12 (42)
Orangutan ($N = 7^*$)	8 (35)	5 (27)	-	13 (62)

* One subject excluded.

561

562

563

564

565

566

567

568

569

570

571

572

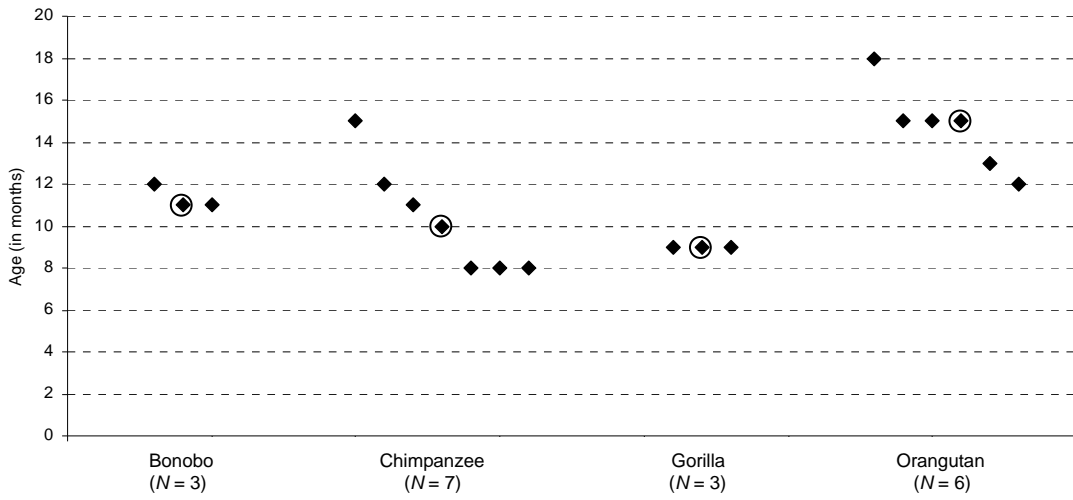
573

574

575

576

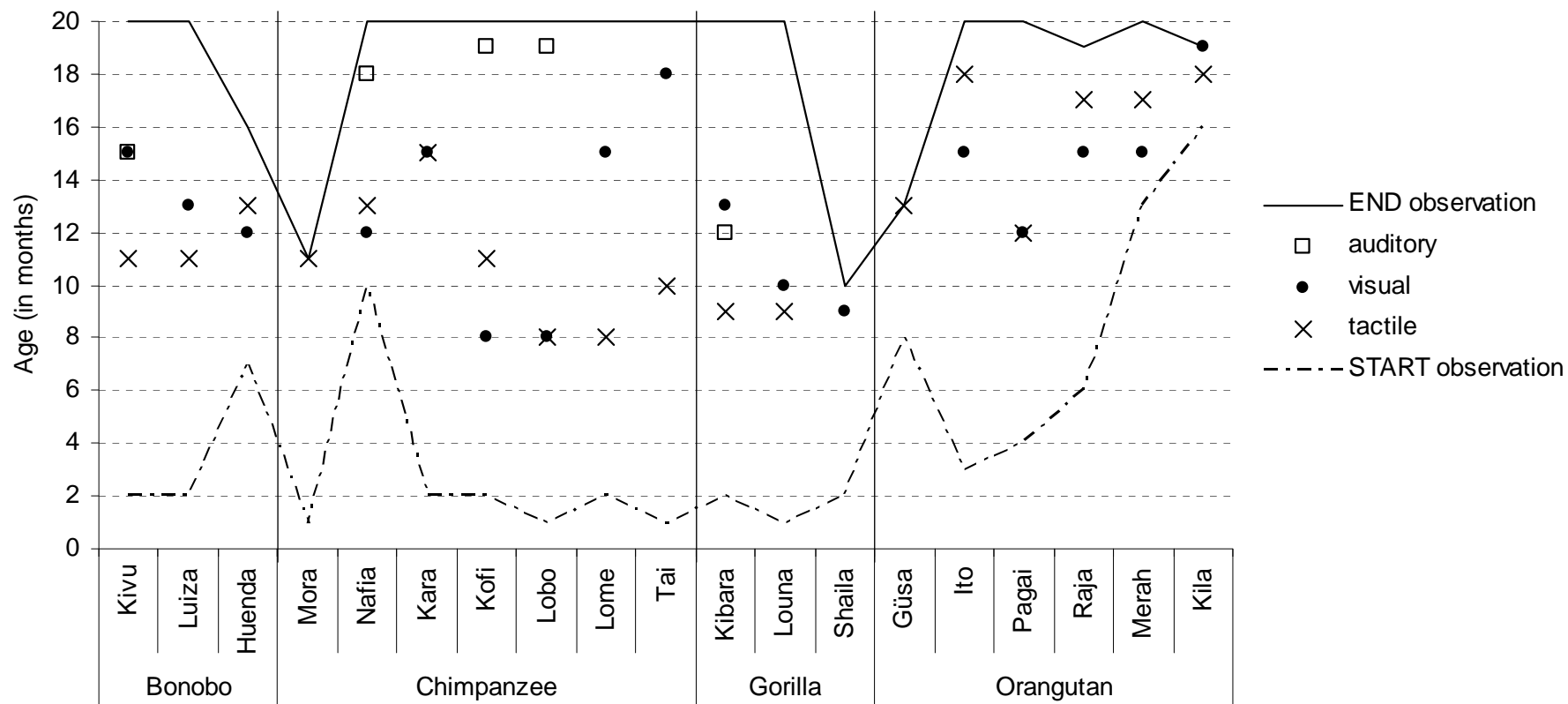
577 FIGURES



578
579
580

Fig. 1. Infants' gestural onset ($N = 19$; circle represents median onset age in each species).

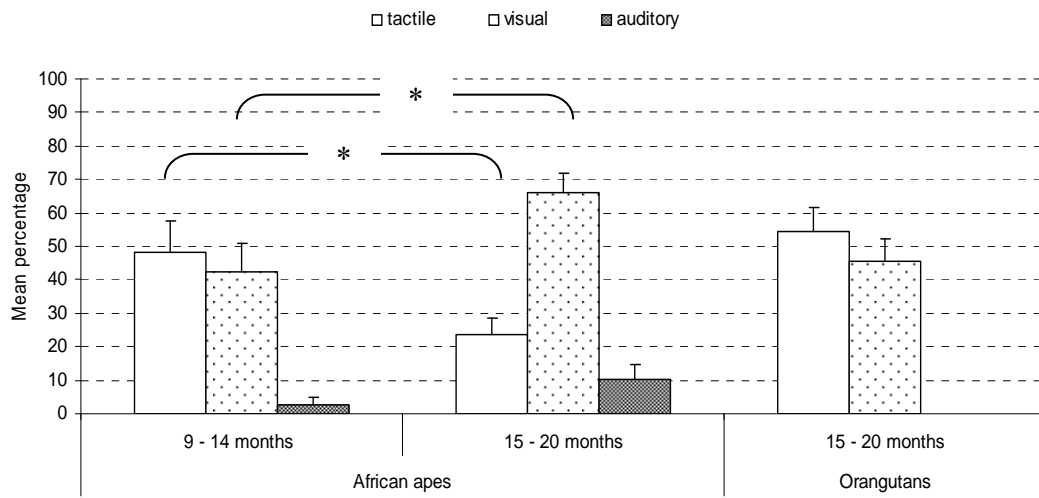
581
582



583
584
585
586

Fig. 2. First appearance of gestures in all four species broken down by the three sensory modalities (N = 19).

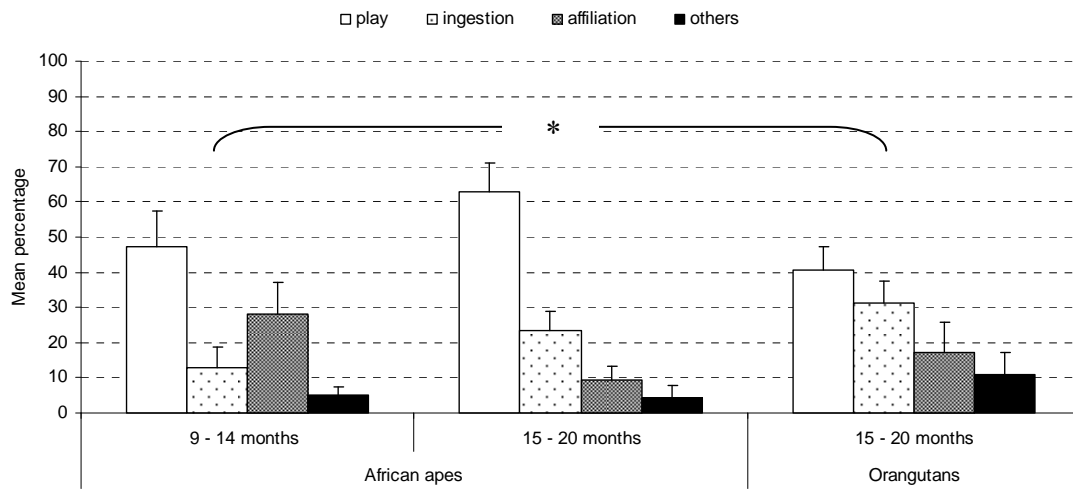
587



588
589
590
591

Fig. 3. Mean percentages (plus standard error bar) for the three sensory modalities utilized by African apes ($N = 15$) and orangutans ($N = 6$) in the specified time-periods (* $P < 0.05$).

592



593
594
595
596

Fig. 4. Mean percentages (plus standard error bar) of the gesturing context for African apes ($N = 15$) and orangutans ($N = 6$) in the specified time-periods (* $P < 0.05$).