

ACHIEVING MODEL COMPLETENESS FOR HIERARCHALLY STRUCTURED ACTIVITIES OF DAILY LIFE

Usman Naeem, Abdel-Rahman H. Tawil, Rabih Bashroush and Ameer Al-Nemrat
School of Architecture, Computing & Engineering, University of East London, Docklands Campus, University Way, London
{usman, atawil, rabih, a.al-nemrat}@uel.ac.uk

Keywords: Hierarchal Activities of Daily Life, Alzheimer's Disease, Task Sequences, Decision Trees, ID3 Algorithm, Object Usage

Abstract: Being able to recognise everyday activities of daily life provides the opportunity of tracking functional decline among elderly people who suffer from Alzheimer's disease. This paper describes an approach that has been developed for recognising activities of daily life based on a hierarchal structure of plans. While it is logical to envisage that the most common activities will be modelled within a library of plans, it can be impossible to imagine that the library contains plans for every possible hierarchal activity. In order to generalise the activity recognition capability outside the framework of the core activities constructed to support recognition, decision trees are constructed using a well-known induction algorithm during a train period. The motivation of this work is to allow people with Alzheimer's disease to have additional years of independent living before the disease reaches a stage where it becomes incurable.

1 INTRODUCTION

Alzheimer's disease is a progressive disease that gradually destroys an elderly person's memory and their capability to learn, communicate and carry out everyday activities. Managing people with this disease incurs high costs for the government, as well as the people associated with person who has the disease. The total cost of dementia for the UK in 2006 was an estimated £17 billion, which then escalated to an approximate £23 billion in 2010 (Alzheimer's Research Trust, 2010).

In order to provide any form of assistance or to find out if the elderly person is safe, it is important to recognise what Activity of Daily Life (ADL) they are carrying out. Depending on the memory condition of an elderly people with Alzheimer's disease, their brain sometimes does not permit them to remember what activity they were carrying out. Usually in these cases, the sufferers are often prescribed a set of daily activities by visiting carers in order to deal with forgetfulness as well as giving the elderly stimulation and a framework for an

independent life (The Alzheimer's Association, 2005). Nevertheless, there can be still many instances where the elderly person can forget what activity they were conducting, which can lead to anxiety (Feretti et al, 2001) and frustration as they become aware that they are slowly losing their independence. Hence, the recognition of activities not only provides useful information about what activity the sufferer is carrying out, but it also has the capability of providing information about what activity the sufferer is meant to be doing next and provide assistance accordingly.

This paper describes a hierarchal approach that has been developed for carrying ADL recognition, which utilises more knowledge about the structure of ADLs rather than solely relying on data gathered from the extensive monitoring.

2 RELATED WORK

Activity recognition in the home can be conducted in many ways, however the work in this

paper focuses on carrying out activity recognition with object usage data, as opposed to data generated by visual based systems. In order to make this possible, a popular technique has been adopted, which is known as ‘Dense Sensing’ (Buettner et al, 2009)(Philipose et al, 2004). This is based around numerous individual objects such as toasters and kettles being tagged with wireless battery-free transponders that transmit information to a computer via an Radio Frequency Identification (RFID) reader (Kalimeri et al, 2010)(Philipose et al, 2005) when the object is used or touched. Wearable sensors such as accelerometers can be seen as more intrusive than RFID tags, however they are very practical for capturing data that is concerned with human body movements, as they provide accurate recognition of movement (Wang et al, 2007).

Many computational models have been constructed for recognising activities, typical examples include Hidden Markov Models (HMM) and Bayesian Models, whether it is simply determining the likely sequence of an activity given the objects (Wilson et al, 2005)(Patterson et al, 2005) or being used as temporal smoother for specific classifiers, and classifying likelihoods (Lester et al, 2005). Dynamic Bayesian Networks (DBN) have been used to capture relationships between state variables of interest (Petney et al, 2006), for example, in the common sense based joint training approach (Wang et al, 2007), the DBN is able to represent the state of a system in time slices.

The work in this paper is performing much the same function of activity recognition via object usage data. However rather than having complete dependency on the object data for activity recognition, we have developed an approach that is based on hierarchal structured plans (representing ADLs) where knowledge at different levels of abstraction is used to determine which activity is being carried out.

3 HIERARCHAL ACTIVITIES OF DAILY LIFE

For the work in this paper, ADLs have been represented in a hierarchal structure, where the ADLs can correspond from a simple action such as “switching the kettle on”, to a more complex activity such as “making breakfast”. In order to accommodate the different range of activities the ADLs are modelled as plans. The plans are made

up of sub-plans. Where a plan cannot be decomposed any further it is then recognised as a task. Task recognition is based on analysing sensor event data that is based on the usage of objects that have been used to perform the activity. While ADL recognition is based recognising constituent tasks that belong to a particular ADL (Naeem and Bigham, 2009).

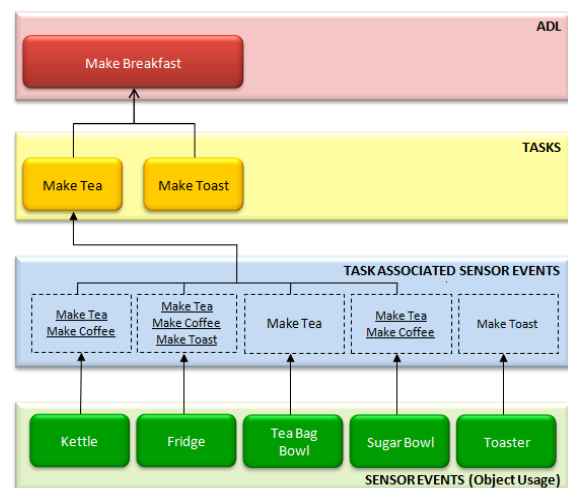


Figure 1: Example of a Hierarchal ADL (HADL).

Figure 1 illustrates a structure of a Hierarchal ADL (HADL), which depicts the ADL “Make Breakfast”. This ADL contains a simple sequence of tasks such as “Make Tea” and “Make Toast”. The lowest tier of this hierarchal structure deals with the incoming sensor events that have been detected. These sensor events are then associated with the tasks. For example in figure 1, kettle sensor event can be associated with “Make Tea” or “Make Coffee”. Once the sensor events have been mapped into the associated tasks, an algorithm is then applied in order to segment the tasks efficiently. For the task recognition tier an approach has been developed, which is responsible for generating a set of different tasks sequences from a stream of object usage data that is based on the conjunction of the disjunction of task possibilities for each sensor event. This approach is called Generating Alternative Task Sequences (GATS).

For the higher tier, the number of levels above the task identification level depends on the complexity of the task. For example, an ADL may have a series of nested sub-activities above the actual task recognition level. Also there is a series of possibilities that need to be considered when modeling/ representing ADLs, such as:

- Some ADLs may occur in parallel with other ADLs.
- ADLs may also have temporal constraints.
- Not all sub-activities need to be executed.

Taking the above into consideration, ADLs have been represented using a knowledge representation language called Asbru. This is a task-specific and intention-oriented plan representation language which was initially designed to model clinical guidelines (Fuchsberger et al, 2005). This plan representation feature allows the capability of being able to represent ADL and sub-activities within an ADL, for example, “*Prepare Lunch*” is an ADL, and a sub-activity of this ADL is to “*enter kitchen*”. An ADL recognition component for the higher tier has been developed, which manages the output from the task recognition component (lower tier) to determine which activity is going to be conducted and determine the current and future intentions of the elderly person. Future intentions are established by predicting what ADL the subject might conduct next.

In order to generalise the activity and intention recognition capability outside the framework of the core ADLs constructed to support recognition, decision trees are constructed using a well-known induction algorithm during a training period. Once the tree has been developed the trees are used as a support tool for determining if a correct task or ADL has been recognised at the current iteration of the recognition process.

3.1 Task Recognition – Lower Tier

Tasks are considered to be short activities, essentially atomic. The stream of sensor events from the different objects will be small, and so an enumeration based approach is feasible as long as the combinations are explored in an ordered manner. Hence the lower tier allows enumeration of the possibilities, which can be useful when testing the learning and feedback approaches at the higher tier of the HADL. An enumeration-based approach is also necessary for carrying out task segmentation in this type of task identification. The entire sensor event stream is segmented into appropriate task segments. The segmented tasks are then used to determine which ADL is currently active. There is range of techniques that can be applied to the task associated sensor events for segmenting them into appropriate tasks. However the difference between the GATS approach and other statistical approaches (Naeem and Bigham, 2007) is that the GATS approach employs a simple

algorithm that works out all the possible combinations for each task given the sensor event. This approach therefore mitigates the chances of not being able to recognise tasks that have been conducted via different variations (Naeem and Bigham, 2009). The execution of this approach may seem computationally expensive when performed, however a best first identification in synchronisation with the ADL recognition in the higher tier could prove a simple but effective approach, particularly as each task will not be associated with a large number of distinct sensor events.

3.2 ADL Recognition – Higher Tier

The higher tier of the hierarchal approach gives an overview of the possible ADLs that can occur within a specified time frame. Additionally, the higher tier has the capability of taking into account any overlapping ADLs, which can be useful when trying to determine the ADL that is currently active from the tasks that are discovered in the lower tier task recognition. The input for the higher tier recognition components are task sequences generated by the lower tier, while the output is a list of alternative ADL sets, which are sequences of the possible ADLs that could occur given the tasks sequences that have generated from the lower tier. Each of the ADLs sets has an associated utility, which is based on the cost of each segmented task sequence. Hence it is imperative to recognise as many tasks as possible within a window of events, which in return will lead to accurate activity recognition. The generated utilities for the ADL sets are based on ADL schedules within a certain time frame (e.g. 10.00am to 10.15am). This allows a more manageable and accurate recognition process, as it eliminates any unlikely possibilities from the initial stages of the recognition process. The inspiration for ADL schedules that are used for the hierarchal approach originates from real life prescribed activities that have been constructed by the Alzheimer’s Association. The ADL schedules are developed for helping people suffering from dementia by planning their day with a prescribed set of ADLs (The Alzheimer’s Association, 2005). These set of activities are based on an interval based structure, where the activities are grouped according to different time segments throughout the course of the day. However, there is always the possibility that a number of ADLs can occur at any given time, e.g. a phone ringing leads to the

activity ‘engaged in a phone call’. In the proposed hierarchal approach these ADLs are referred to as interruption ADLs and therefore these are modelled within every ADL schedule in the ADL library.

4 RECOGNITION OF ADLS SUPPORTED BY DECISION TREES

Given the nature of the prescribed activity schedules for people suffering from dementia and the hierarchal recognition approach, it can be logical to envisage that the most frequent ADLs will be modelled in the library of plans. However it can be an audacious and near impossible task of making sure that the library contains plans modelled for every possible hierarchical ADL. Hence, extensive use of decision trees has been made for constructing trees using a well-known induction algorithm during a training period that will support the recognition capability outside the framework of the core ADLs. The trees are used to support recognition of the ADL at each iteration of the recognition process. For example, every time a new task is recognised by the lower task recognition tier, an ADL recognition iteration is performed at the higher tier, which is also used to predict the next ADL. This capability sits on top of the hierarchal recognition process that finds the best match in the kernel of ADLs. It is instinctively obvious that if the ADL to be recognised is in fact one of the core ADLs within the library of plans, then recognition and prediction could be fine tuned further.

For the recognition process, a decision tree is generated for each ADL schedule, which is used to classify the correct task/ADL that is being conducted within the current ADL schedule given the current instance and taking into account the training data. The decision tree has to be learned during a training phase. The data needed for this training phase can be generated in two ways. In the first case, the data generated can be based on subjects performing ADLs from the core ADLs only, where the information used is based on the tasks and sub-activities actually undertaken by the subject. In the second case, the subject may follow other plans, not necessarily one of the core ADLs during training and the information used in the training instance is based on tasks actually observed and the best match to ADLs in the core

ADL library. Even though none of the core plans are necessarily being followed, the system will find a nearest match to use in the training instance. In both cases the training is done using information taken from the core ADLs.

A learning instance is created when each task is labelled during training. The objective of the decision tree is to act as a classifier that is used to predict the class label for all labelled instances. In order to determine an outcome for an instance a decision tree needs to find an appropriate node to split in order to form the branches and leaves of the tree, which will lead to a predicted outcome. Information theory is used to split the sets of training instances associated with each node in the tree, which leads to small and consistent nodes being generated. The algorithm used is ID3.

4.1 Information Gain Split Decision Trees

Figure 2 shows an ADL schedule modelled for the time interval 9.00- 10.00. This ADL schedule also incorporates the location of where each task is conducted.

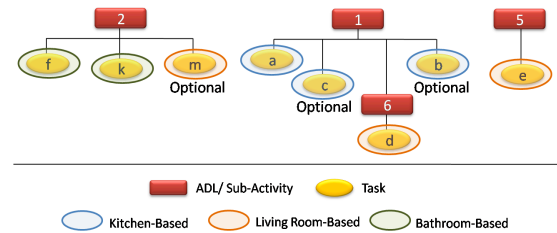


Figure 2: ADL schedule 1 modelled for decision trees.

When a task is recognised in the lower tier, the location of where the task was conducted does get recognised, however we make full use of this information when constructing a decision tree based on the ADLs within the ADL schedule that this task belongs to.

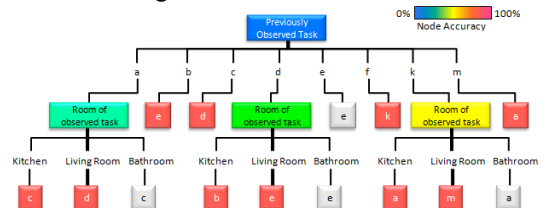


Figure 3: Decision tree (ID3 Splitting) based on ADL schedule 1.

Typically the decision tree learning algorithm computes the quality of each possible split that can

be produced by each attribute and chooses the attribute that has the highest utility based on the quality of the split. The ID3 algorithm has been adopted and illustrated in figure 3.

The entropy formula (1) is an idea formulated in information theory that is used to measure the amount of information in an attribute. Given a collection S (entire sample set) of m outcomes:

$$Entropy(S) = \sum_{i=1}^m p_i \log p_i \quad (1)$$

where p_i is the proportion of S belonging to class i , while \sum is over the m labels. Note that an entropy formula normally uses log base 2, however on this occasion we use log base 10 as we are simply looking to get to a classification point where the lowest entropy, rather than an absolute value.

This is then followed by computing the expected entropy for each attribute to see which attribute has the highest gain so that it can be used as a split to build the tree further. The gain for each attribute is determined as follows (2):

$$Gain(A) = S(current_set) - \sum S(child_sets) \quad (2)$$

The gains for each of the attributes are shown in table 1, which shows that attribute 'Previous Task' has the highest gain value, hence in figure 3 it is chosen as the node which is split.

Table 1: Gains for all of the attributes to determine where to split node.

Attributes	Gain
Room	1.457
Time Frame	1.128
ADL	1.903
Previous Task	2.165
Previous ADL	1.276

This splitting process continues until a situation is reached where the remaining entropy is equal to 0. Given the following instance after a task has been identified, we can identify by looking at the decision tree (figure 3) that the task that has been conducted is task 'c'.

{Room of Observed Task = Kitchen, Time Frame of Observed Task= 9.15-9.30, Parent ADL of the Observed Task =1, Grandparent ADL of the Observed Task = Root, Previously Observed Task=a, ADL of Previously Observed Task=1}

We can see that information gain is good as a quality measure for the decision trees that we have

constructed for correctly classifying a task within the ADL schedule. However only one attribute is tested at time for making a decision, therefore it cannot take into consideration other future child nodes, as its priority is to split the attribute it is currently at. In addition it can also be computationally expensive when classifying continuous data.

4.2 Gain Ratio Split Trees

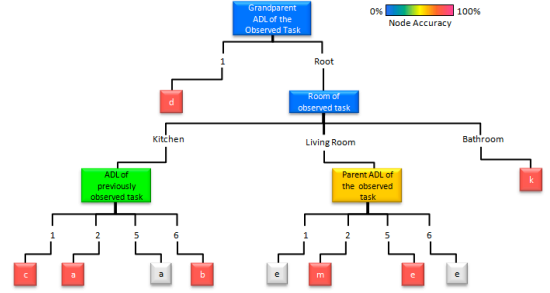


Figure 4: Decision tree (Gain Ratio Splitting) based on ADL schedule 1.

Another method that can be used as splitting criteria is gain ratio, which is a way of compensating for a large number of attributes by normalising. This is done by computing the information gain for an attribute, which is then followed by dividing the gain for the attribute by the information associated with that attribute that is based only on the set of values for that attribute. Figure 4 shows a tree constructed based on the labelled data generated by figure 2.

It can be seen that both of the trees generated via two different splitting methods are different, however both of the generated trees are correct in terms of current training data that we have and we already know. It is important to evaluate both sets of trees to see which would be best suited for carrying out classification if an unlabeled instance occurred.

5 EXPERIMENTS AND RESULTS

The objective of these experiments is to see which splitting criteria is best suited to construct the decision trees and to assess the potential of the decision tree approach in predicting the next task or ADL in a context where the performed activities do not match any of the plans associated within the

core ADLs. Both of the splitting methods have been tested with different combination ranges of labelled and sample holdout instances.

The training instances for these experiments are based on activities that have been carried out using a wide range of objects (e.g. Kettle, Mug) that were tagged with RFID transponders. Whenever these objects were used or touched the object data was captured by an RFID reader, which is a size of matchbox and was worn on the finger of the subject conducting the experiment. The subjects carried out these experiments in a range of rooms such as kitchen, bathroom and living room.

The activities carried out were based on two ADL schedules, ‘Morning’ and ‘Afternoon’ activities. Both ADL schedules are similar to the ADL schedule in figure 2, as they take into consideration the location of where the tasks have been conducted. For both of the schedules, two sets of decision trees have been constructed from two sets of training data, one is used to classify the outcome of the next task, while the other tree is classifying the parent ADL of the next task being conducted. Both ADL schedules for morning and afternoon will also incorporate Interruption ADLs, such as a phone call, someone at the door or going to the toilet. Each of the ADL Schedules used for these experiments has different training data sets used to build its decision tree. As well as having instances which correspond to the different timings of the day (e.g. morning and afternoon), each of these decision trees built from the training data also have different characteristics that imposed to validate different types of schedules. For example, training data for morning ADL schedule has incorporated instances that have an outcome of an interruption ADL differently to the way the instances are incorporated in the training data for afternoon ADL schedule.

Table 2: Holdout samples for splitting criteria experiments.

	Holdout Sample [%]	Training Data	Holdout Sample
Morning ADL schedule	20	176	46
Morning ADL schedule	50	111	111
Morning ADL schedule	90	22	200
Afternoon ADL schedule	20	162	40
Afternoon ADL schedule	50	101	101
Afternoon ADL schedule	90	20	182

Using different size variations of the labelled data as holdout samples has been used to see how

well the splitting approaches work with different sizes of holdout samples. Table 2 shows the variations of holdout samples that were used for these experiments. Three variations of holdout sample have been used, these are 20%, 50% and 90% of the complete training data size, which is 222 instances for morning ADL schedule and 202 instances for afternoon ADL schedule.

The results in table 3 indicate that for both ADL schedules, gain ratio was more efficient way of splitting the attributes for constructing a decision trees as it had higher percentage of classification results for the holdout samples. One of the reasons why gain ratio performed better as a splitting approach than the ID3 is because in contrast to the gain ratio splitting approach, the ID3 tends to learn the training set too well when attributes have a large number of distinct values, which can also be its downfall when trying to classify instances that have not occurred before.

In relation to the task being carried out, the attribute with the highest gain might be the previous task within the current ADL schedule, as this will also be able to uniquely identify a task given the previous task. However this is not always suitable, as a tree that focuses its classification based on previous tasks is unlikely to recognise a task that has not been witnessed before.

Table 3: Results of holdout samples correctly classified.

Holdout Sample [%]	Morning ADL Schedule		Afternoon ADL Schedule	
	ID3 [%]	Gain Ratio [%]	ID3 [%]	Gain Ratio [%]
20	91	93	98	99
50	75	82	96	98
90	62	71	78	86

The results in table 3 reiterate the fact that the gain ratio splitting is better at considering unknown tasks or unlabelled instances, as gain ratio splitting performed better with all holdout samples for the morning ADL schedule, which consisted of tasks from interrupted ADLs occurring at random junctures within the constructed training data.

Another observation is that both of the splitting methods classified the holdout samples better for the afternoon ADL schedule than the morning ADL schedule. This was expected as the morning ADL schedule was intentionally constructed with infrequent and inconsistent appearance of tasks with no particular order. However, this does not imply that training data constructed for the afternoon schedule was simply easy for classification, as it was constructed keeping in

mind the general slower pattern of how activities and tasks would normally be conducted by Alzheimer's patients.

6 CONCLUSION

The work described in this paper looked at how decision trees can be utilised for generalising a hierarchal approach for activity recognition. The integration of decision trees gives the potential of being able to carry out activity recognition, with the intention of being able to learn and predict the likelihood of what task within an activity may be conducted next. Out of the two splitting methods that were used for constructing the decision trees it can be seen that the gain ratio method performed better whilst trying to classify instances that have not occurred before. However, the interaction of these approaches is only successful when consistent and cohesive training data is available.

Further work is being carried out that is exploring ways of using the ADL recognition process that has been described in this paper for hygiene related activities that can help stop spreading of diseases amongst Alzheimer's patients. In addition, privacy is an area of prime importance, as assistive technologies should not be needlessly intrusive or the elderly community will simply refuse to use them, despite their potential benefits. Hence the work in this paper did not make use of any visual surveillance equipment. Nevertheless even RFID sensors can be intrusive to a certain extent and once such approach that will be investigated is the integration of privacy policies into our current hierarchal approach. A person may want to switch some or all of the sensors off from time to time, or may opt for a programmed approach where more sensors can be used at certain times of the day, or if the system believes that the person is in need of help. The question of accuracy is a difficult one as increased detection usually means false positives and a trade off between the two is necessary. However policies for when more information is needed could be used to mitigate this problem.

REFERENCES

- The Alzheimer's Association., 2005. *Activities at Home, Planning the day for a person with dementia*, http://www.alz.org/national/documents/brochure_activities.pdf
- Alzheimer's Research Trust., 2010. *Dementia 2010, The prevalence, economic cost and research funding of dementia compared with other major diseases*. Executive summary, Health Economics Research Centre, University of Oxford for Alzheimer's Research Trust. <http://www.dementia2010.org/reports/Dementia2010ExecSummary.pdf>
- Buettner, M., Prasad, R., Philipose, M., Wetherall, D., 2009. *Recognizing Daily Activities with RFID-Based Sensors*. In *Proceedings of the 11th International Conference on Ubiquitous Computing*, Orlando
- Ferretti, L., McCurry, S.M., Logsdon, R., Gibbons, L.E., Teri, L., 2001. *Anxiety and Alzheimer's Disease*. In *Journal of Geriatric Psychiatry and Neurology*, vol. 14, no. 1, pp.52-58
- Fuchsberger, C., Hunter, J., McCue, P., 2005. *Testing Asbru Guidelines and Protocols for Neonatal Intensive Care*. In *Proceedings of the Tenth European Conference on Artificial Intelligence*, Aberdeen, United Kingdom, pp.101-110
- Kalimeri, K., Matic, A., Cappelletti, A., 2010. *RFID: Recognizing failures in dressing activity*. In *Proceedings of the 4th International Conference on Pervasive Computing Technologies for Healthcare (PervasiveHealth)*, Munich
- Lester, J., Choudhury, T., Kern, N., Borriello, G., Hannaford, B., 2005. *A Hybrid Discriminative/Generative Approach for Modelling Human Activities*. In *Proceedings of the 19th International Joint Conference on Artificial Intelligence*, pp. 766-772
- Naem, U., Bigham, J., Wang, J., 2007. *Recognising Activities of Daily Life Using Hierarchical Plans*. In *Proceedings of the 2nd European Conference on Smart Sensing and Context*, LNCS 4793, Lake District, UK, pp. 175-189
- Naem, U., Bigham, J., 2009. *Activity Recognition in the Home using a Hierarchal Framework with Object Usage Data*. In *Journal of Ambient Intelligence and Smart Environments*, IOS Press
- Patterson, D.J., Fox, D., Kautz, H., Philipose, M., 2005. *Fine-Grained Activity Recognition by Aggregating Abstract Object Usage*. In *Proceedings of the 9th IEEE International Symposium on Wearable Computers*, Osaka, Japan, pp.44-51
- Petney, W., Popescu, A., Wang, S., Kautz, H., Philipose, M., 2006. *Sensor-Based Understanding of Daily Life via Large-Scale Use of Common Sense*. In *Proceedings of the 21st AAAI Conference on Artificial Intelligence*, Boston, USA
- Philipose, M., Fishkin, K.P., Perkowitz, M., Patterson, D.J., Kautz, H., Hahnel, D., 2004. *Inferring Activities from Interactions with Objects*. In *IEEE pervasive Computing Magazine*, vol.3, no.4, pp.50-57
- Philipose, M., Smith, J.R., Jiang, B., Mamishev, A., Roy, S., Sundara-Rajan, K., 2005. *Battery-Free Wireless Identification and Sensing*. In *Pervasive Computing IEEE Journal*, vol. 4, no.1, pp.33-45
- Wang, S., Petney, W., Popescu, A., Choudhury, T., Philipose, M., 2007. *Common Sense Based Joint Training of Human Activity Recognizers*. In *Proceedings of the 20th International Joint Conference on Artificial Intelligence*, Hyderabad, India, pp.2237-2243
- Wilson, D.H., Long, A.C., Atkeson, C., 2005. *A Context-Aware Recognition Survey for Data Collection Using Ubiquitous Sensors in the Home*. In *Proceeding of the International Conference for Human-Computer Interaction*, Portland, Oregon, USA, pp.1865-1868